


combining image quality and flexibility in the

DRYSTAR 5503


is not an option





in the DRYSTAR 5503

it's built
right in



Have it all-in-one

Whatever your application - from CT/MR and CR/DR, all the way to digital angiography, PET, ultrasound or digital subtraction fluoroscopy - DRYSTAR 5503 has got you covered. And you won't have to sacrifice other advantages: DRYSTAR 5503 gives you the high-throughput, multi-format architecture and high quality DDI images you need from your centralized hardcopy imager.



Why sacrifice quality for flexibility or speed for ease-of-use? The three multi-format trays offer one great answer for versatility, convenience and efficiency.

Any type of media, any size of media - any tray! Each tray is continuously available, and the sorter keeps everything organized. Every input tray can use five different media formats, ranging from 8 x 10 inch to 14 x 17 inch, for remarkable versatility. No more hardcopy traffic jams, no more bottlenecks - just a smooth, efficient workflow, for all your modalities.

It's all-in-one: fulfilling all your requirements from just one imager.

Mammography quality - automatically

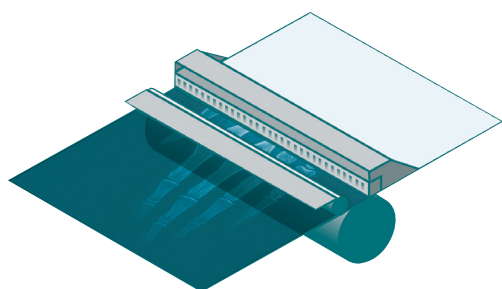
You want to know how good DRYSTAR 5503 is? With its 508 ppi resolution and A*Sharp technology, DRYSTAR 5503 produces images so good, you can use them for digital mammography. And with the DRYSTAR 5503 Mammo option, use our dedicated DT2 Mammo media for the highest image quality, meeting all mammography standards. A built-in, automatic quality assurance tool helps you with your quality checks. The DRYSTAR 5503 can print up to 120 8 x 10 inch Mammo sheets per hour, fitting easily into an environment with several modalities. 10 x 12 inch media and 11 x 14 inch media sizes are also available for mammography. How can you refuse an option like this?



Simple and straightforward

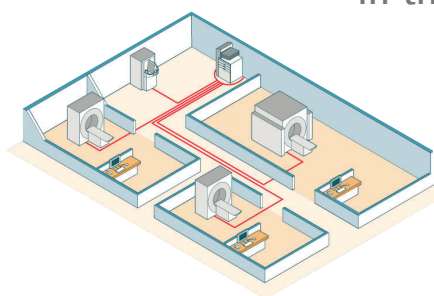
Simplicity has its own beauty. With Direct Digital Imaging technology, there are no complex or expensive moving optical parts. It's fast, clean, environmentally-friendly and reduces wear and tear on your equipment. Best of all, it is one of the best ways of translating the high-resolution capability of 508 ppi at a spot size of $50\text{ }\mu\text{m}$ to a final image.

508 ppi corresponds in a one-to-one ratio with the highest resolution digitizers, which have a scan resolution of $50\text{ }\mu\text{m}$. As the imager resolution is equal to the digitizer's scan resolution, no image interpolation is necessary. Thus, no image artifacts are introduced in the image. It's the most efficient resolution possible.



Agfa's DDI has been enhanced to include A#Sharp technology, for even sharper image quality. Equipped with this powerful combination, the DRYSTAR 5503 performs well beyond current industry standards, ensuring that every pixel in the image is fully software-controlled for virtually flawless and consistent image quality. It's simply the best.

Combining quality and flexibility
in the **DRYSTAR 5503**
is not an option!



It's built right in.

The imager that fits right in

DRYSTAR 5503 has been designed to integrate into your facility without any bumps or interruptions.

It can connect directly with multiple radiology units on-line, or with non-DICOM compliant modalities by using our Paxport gateway. Total daylight media handling during loading or maintenance increases the ease of use and comfort while reducing costs. With its combination of DDI technology, media and imaging, it is the ideal imager to integrate at the heart of a complete Agfa radiology solution.

The proof is in the details


Real quality is found in attention to details. The DRYSTAR 5503 offers the details needed to make it a truly all-in-one, top-of-the-line imager. It handles both blue base (DRYSTAR DT2 B) and clear base (DRYSTAR DT2 C) media in 5 different sizes: 8 x 10 inch, 10 x 12 inch, 11 x 14 inch, 14 x 14 inch and 14 x 17 inch. With the Mammo option, it also accepts DRYSTAR DT2 Mammo media in three sizes: 8 x 10 inch, 10 x 12 inch, 11 x 14 inch. You can have any three media on-line at the same time, but keep the output sorted by modality. With DRYSTAR 5503, the details make the difference.

central

to your healthcare

Supporting every application and multiple modalities, while offering high throughput and high-resolution, the all-in-one **DRYSTAR 5503** addresses all of your centralized imaging requirements. You get the high-value features that make the difference, including Agfa's A#Sharp-enhanced, award-winning Direct Digital Imaging technology; the flexibility of three multi-format media trays; and easy, DICOM-

native integration. The Mammography printing option increases the usability possibilities. Plus, with its low maintenance, easy media handling and short access time, your entire hospital or facility can benefit from increased operational efficiency. It's the central answer to all your departments' imaging needs.



GENERAL

Dimensions & weight

- Dimensions : 72 x 71.5 x 141 cm (W x D x H)
(28.3 x 28.1 x 55.5 inch)
- Weight (without film): 193 kg

Power requirements

- Auto ranging 100 - 240 V: 50/60 Hz

Power consumption

- Average: 450 Watt
- Peak: 700 Watt
- Standby: 200 Watt

Media supply trays

- All three trays configurable for 100 sheets of
8 x 10 inch, 10 x 12 inch, 11 x 14 inch,
14 x 14 inch or 14 x 17 inch film

Operating conditions

- Temperature: 15 - 30° C (59 - 86° F)
- Humidity: 20 - 75 % RH, non-condensing

Storage/Shipping conditions

- Temperature: -25 to +55° C (-11 to 131° F)
-40 to +70° C for transport
(-40 to 158° F)
- Humidity: 10 - 95 % RH, non-condensing

Safety

- IEC 60601-1 + A1 + A2
- EN 60601-1 + A1 + A2
- UL 60601-1
- CSA 22.2 no. 601.1-M90
- GB 4943-2001

Heat dissipation

- Standby power: 200 Watt/720 kJ/h
- Average printing power: 450 Watt/1,620 kJ/h
- Peak power: 700 Watt/2,520 kJ/h

PERFORMANCE

Throughput

- 8 x 10 inch: 160 sheets/hour (23 sec. per sheet)
- 14 x 17 inch: 100 sheets/hour (36 sec. per sheet)
- Access time first sheet: 57 sec. (8 x 10 inch)
76 sec. (14 x 17 inch)

Diagnostic print area

- 8 x 10 inch: 3,852 x 4,880 pixels
- 14 x 17 inch: 6,922 x 8,368 pixels

Printing resolution

- Geometrical: 508 ppi
- Spot size: 50 µm

Connectivity

- Ethernet TCP/IP
- Protocol: DICOM 3.0

MEDIA

Types

- DRYSTAR DT2 B: blue base
- DRYSTAR DT2 C: clear base
- DRYSTAR DT2 Mammo

Sizes

- DRYSTAR DT2 B/C: 8 x 10 inch, 10 x 12 inch,
11 x 14 inch, 14 x 14 inch and 14 x 17 inch
- DT2 Mammo: 8 x 10 inch, 10 x 12 inch, 11 x 14 inch
- Three on-line sizes

Agfa and the Agfa rhombus are trademarks of Agfa-Gevaert N.V., Belgium, or its affiliates. Drystar is a trademark of Agfa HealthCare NV, Belgium or its affiliates. All other trademarks are held by their respective owners and are used in an editorial fashion with no intention of infringement. The data in this publication are for illustration purposes only and do not necessarily represent standards or specifications, which must be met by Agfa HealthCare. All information contained herein is intended for guidance purposes only, and characteristics of the products and services described in this publication can be changed at any time without notice. Products and services may not be available for your local area. Please contact your local sales representative at agfa.com for availability information. Agfa HealthCare diligently strives to provide as accurate information as possible, but shall not be responsible for any typographical error.

© 2011 Agfa HealthCare NV

All rights reserved

Printed in Belgium

Published by Agfa HealthCare NV

B-2640 Mortsel Belgium

NGKL8 GB 00201112